



**FOR ALL YOUR  
STAINLESS STEEL  
REQUIREMENTS**

**SECTION 16**

# Pressure Gauge Connectors & Test Points

**07 3883 1255**

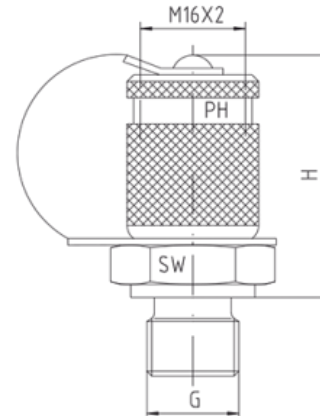
FAX 07 3883 1266 | ACCOUNTS 07 3883 1244

1/9 Redcliffe Gardens Drive, Clontarf QLD 4019  
sales@ausfluidlink.com.au

**[www.ausfluidlink.com.au](http://www.ausfluidlink.com.au)**

ABN: 99 119 516 568

## Test Point Pressure Gauge Connectors

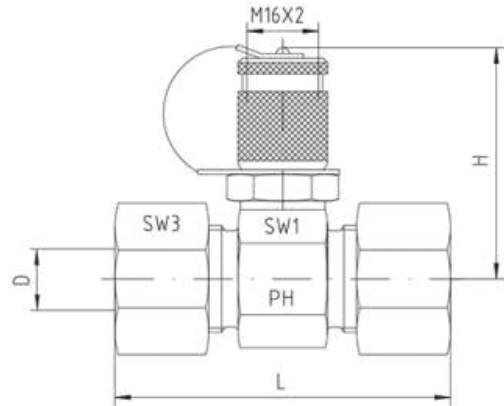


With Connection M 16 x 2

O-ring - Viton

Pressure	Thread	Approx. Dimensions		Sealing	Part Number
		PN	G		
630	M 8 x 1			O-Ring Form A	MAS-M 8x1-or
630	M 10 x 1			O-Ring Form A	MAS-M 10x1-or
630	M 10 x 1			Soft Sealing Form C	MAS-M 10x1-wd
630	M 12 x 1,5			Soft Sealing Form C	MAS-M 12x1,5-wd
630	M 14 x 1,5			Soft Sealing Form C	MAS-M 14x1,5-wd
630	M 16 x 1,5			Soft Sealing Form C	MAS-M 16x1,5-wd
630	G 1/8" (BSPP)			Soft Sealing Form C	MAS-G 1/8"-wd
630	G 1/4" (BSPP)			Soft Sealing Form C	MAS-G 1/4"-wd
630	G 3/8" (BSPP)			Soft Sealing Form C	MAS-G 3/8"-wd
630	G 1/2" (BSPP)			Soft Sealing Form C	MAS-G 1/2"-wd
630	R 1/8" (BSPT)			Thread Form D	MAS-R 1/8"-k
630	R 1/4" (BSPT)			Thread Form D	MAS-R 1/4"-k
630	1/8" NPT			Thread Form D	MAS-1/8"-NPT
630	1/4" NPT			Thread Form D	MAS-1/4"-NPT
630	3/8" NPT			Thread Form D	MAS-3/8"-NPT
630	1/2" NPT			Thread Form D	MAS-1/2"-NPT

## Straight Test Point Pressure Gauge Fittings - GMV - Standard



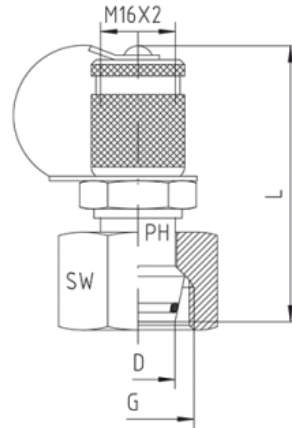
With Connection M 16 x 2

O-ring - Viton

Delivery complete with Nut and Cutting Ring

Pressure	Tube O.D.	Approx. Dimensions				Part Number
PN	D	L	H	SW1	SW3	
<b>Series L</b>						
315	6	50,5	49,5	24	14	GMV-L-06
315	8	50,5	49,5	24	17	GMV-L-08
315	10	52,5	49,5	24	19	GMV-L-10
315	12	52,5	49,5	24	22	GMV-L-12
315	15	54,5	52,5	30	27	GMV-L-15
315	18	56,5	53,5	32	32	GMV-L-18
160	22	60,5	55,5	36	36	GMV-L-22
160	28	60,5	58,0	41	41	GMV-L-28
160	35	68,5	60,5	46	50	GMV-L-35
160	42	70,5	65,0	55	60	GMV-L-42
<b>Series S</b>						
630	6	54,5	49,5	24	17	GMV-S-06
630	8	54,5	49,5	24	19	GMV-S-08
630	10	56,5	49,5	24	22	GMV-S-10
630	12	56,5	49,5	24	24	GMV-S-12
630	14	62,5	51,0	27	27	GMV-S-14
400	16	62,5	52,5	30	30	GMV-S-16
400	20	68,5	55,5	36	36	GMV-S-20
400	25	74,5	58,0	41	46	GMV-S-25
400	30	80,5	60,5	46	50	GMV-S-30
315	38	91,0	65,0	55	60	GMV-S-38

## Test Point Pressure Gauge Connectors - VKA - DKO



With Connection M 16 x 2  
 Connection with Taper and O-ring - Viton  
 For Port End W DIN 3861  
 With 24°-cone

Pressure	Tube O.D.	Thread	Approx. Dimensions		Part Number
PN	D	G	L	SW	

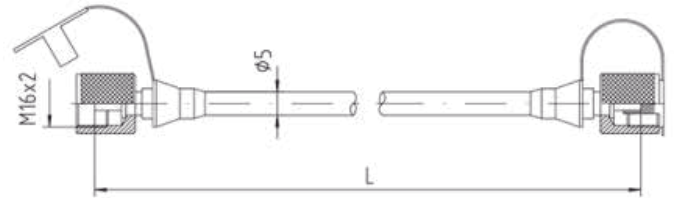
### Series L

315	6	M 12 x 1,5	72	14	VKA-DKOL-06
315	8	M 14 x 1,5	58	17	VKA-DKOL-08
315	10	M 16 x 1,5	58	19	VKA-DKOL-10
315	12	M 18 x 1,5	54	22	VKA-DKOL-12
315	15	M 22 x 1,5	57	27	VKA-DKOL-15
315	18	M 26 x 1,5	59	32	VKA-DKOL-18
160	22	M 30 x 2	60	36	VKA-DKOL-22
160	28	M 36 x 2	65	41	VKA-DKOL-28
160	35	M 45 x 2	70	50	VKA-DKOL-35
160	42	M 52 x 2	71	60	VKA-DKOL-42

### Series S

630	6	M 14 x 1,5	72	17	VKA-DKOS-06
630	8	M 16 x 1,5	58	19	VKA-DKOS-08
630	10	M 18 x 1,5	58	22	VKA-DKOS-10
630	12	M 20 x 1,5	54	24	VKA-DKOS-12
630	14	M 22 x 1,5	70	27	VKA-DKOS-14
400	16	M 24 x 1,5	55	30	VKA-DKOS-16
400	20	M 30 x 2	64	36	VKA-DKOS-20
400	25	M 36 x 2	66	46	VKA-DKOS-25
400	30	M 42 x 2	70	50	VKA-DKOS-30
315	38	M 52 x 2	72	60	VKA-DKOS-38

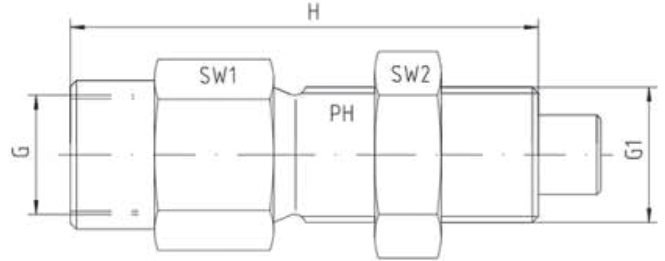
## High Pressure Test Hoses - SMS



With Metric Swivel End M 16 x 2

Pressure	Hose	Thread	Length	Part Number
PN	DN		L	
630	02	M 16 x 2	200	SMS-M 16-200
630	02	M 16 x 2	400	SMS-M 16-400
630	02	M 16 x 2	630	SMS-M 16-630
630	02	M 16 x 2	800	SMS-M 16-800
630	02	M 16 x 2	1000	SMS-M 16-1000
630	02	M 16 x 2	1500	SMS-M 16-1500
630	02	M 16 x 2	2000	SMS-M 16-2000
630	02	M 16 x 2	2500	SMS-M 16-2500
630	02	M 16 x 2	3200	SMS-M 16-3200
630	02	M 16 x 2	4000	SMS-M 16-4000

## Gauge Test Adaptors - SMA



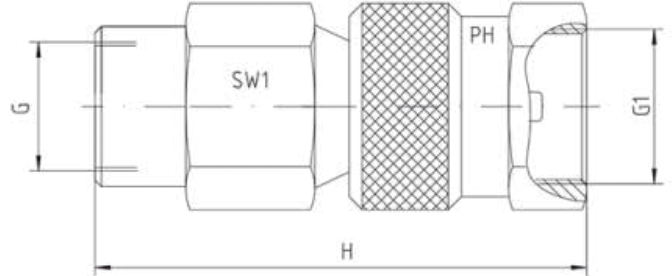
Female Thread: BSP + NPT

Male Thread: M 16 x 2

Sealing: Viton

Pressure	Thread		Approx. Dimensions			Part Number
	PN	G	G1	H	SW1	
630	1/4"	M 16 x 2	50	19	19	SMA-20-G 1/4"-V
630	1/2"	M 16 x 2	60	27	19	SMA-20-G 1/2"-V
630	1/4"	M 16 x 2	50	19	19	SMA-20-1/4"-NPT-V
630	1/2" NPT	M 16 x 2	60	27	19	SMA-20-1/2"-NPT-V

## Direct Gauge Adaptors - SMD



Female Thread: BSP + NPT  
Nut Female Swivel: M 16 x 2

Pressure	Thread		Approx. Dimensions		Part Number
	G	G1	H	SW1	
630	1/4" BSP	M 16 x 2	41	19	SMD-20-R 1/4"
630	1/2" BSP	M 16 x 2	51	27	SMD-20-R 1/2"
630	1/4" NPT	M 16 x 2	41	19	SMD-20-1/4"-NPT
630	1/2" NPT	M 16 x 2	51	27	SMD-20-1/2"-NPT